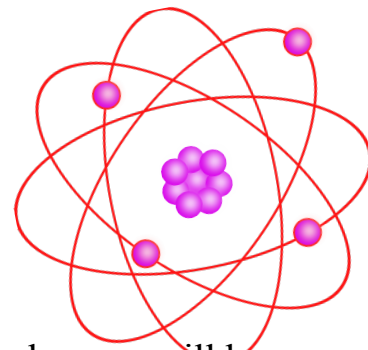


Chemistry Syllabus

Teacher: Alfredo Barrio

Classroom Number: 10

Email: fbarrio@paparts.org



Course Description

Chemistry is the study of matter and its interactions. In this class we will be studying the properties and behavior of atoms, elements, and compounds. We will apply science and engineering practices to come up with solutions to problems that affect the natural world.

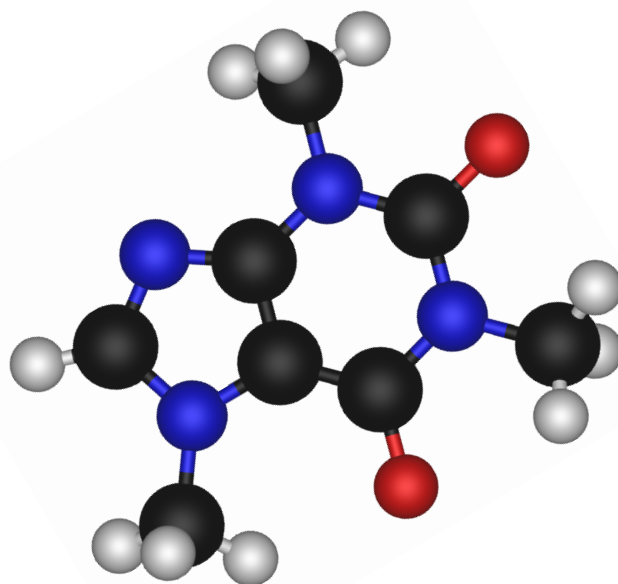
Google Classroom

For my class we will be using Google Classroom for a wide variety of tasks. Google Classroom should be a resource to help you study for quizzes and tests, submit assignments and to identify objectives for the classroom.

Login: PAPA email

Password: Student ID Number

*I do not have access to your gmail account. If you forget your password please contact the office.



Units of Study

In this class we will be following the recommended secondary course map as suggested by the New Mexico Public Education Department (NMPED). Every standard is grouped into smaller units of study.

[Recommended Secondary Course Map: Chemistry](#)

Nature of Science:

Topics: Scientific thinking and practices, Laboratory safety, Metric conversions, Characteristics of life.

Structure and Properties of Matter:

Topics: Physical and Chemical Properties, Atomic Structure, Periodic table of Elements, Periodic Trends.

Energy:


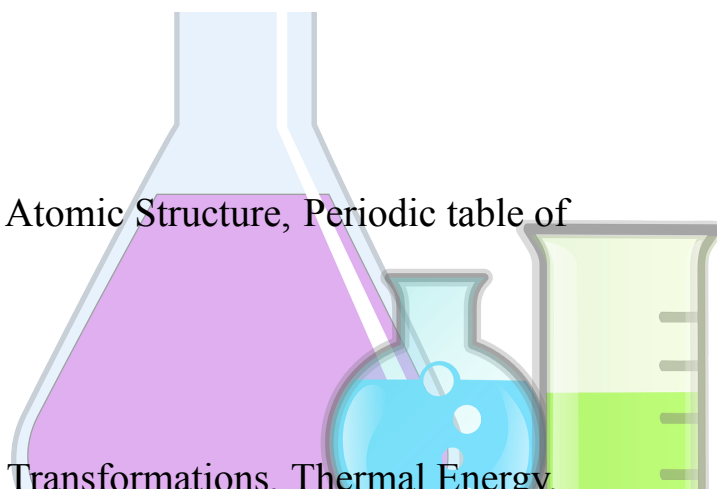
Topics: Molecular Kinetic Theory, Energy Transformations, Thermal Energy, Electrical and Magnetic Forces.

Earth Systems:

Topics: The Carbon Cycle and Climate Change.

Human Sustainability:

Topics: Human Impact on Earth systems.



Materials

Pens (Blue or Black)


1" Binder or larger

Scientific Calculator (optional)

Pencils

Sticky Notes

Shop Towels (1 package)



Expectations

1. As a college prep school; PAPA demands high rigor. To earn high grades you must study and practice.

A= Study and review for 20 minutes per night

B= Study and review for 15 minutes per night

C= Study and review for 10 minutes per night

D= Study and review for 05 minutes per night

F= Study and review for <5 minutes per night

2. I do not give answers; but will guide you to help you figure out answers on your own.
3. Please participate; the more you participate the more you will get out of the class.
4. No Food or Drinks; except water.
5. Please respect things that do not belong to you. Some of the equipment in this class is expensive to replace.
6. Please turn off your phone while in class. You cannot succeed in this class if you are distracted by phones.
7. Please follow lab safety procedures. They are there for a reason. If you cannot; you will not participate.
8. Support your classmates.
9. Try; even if you do not know the answer. That is part of the learning process.
10. Be prepared and on time.

Grading

Grades will be determined based on points. Grades are determined by quizzes, tests, assignments, practice problems, and labs.

1. Weekly Assignments: Quizzes, Content Notes, Edpuzzles, Labs.
2. Unit Projects
3. Unit Tests
4. Midterms and Final Exams

Test/Quiz Corrections- I highly recommend that you complete quiz and test corrections. You can earn up to half of the missed points back on quizzes and tests.

Missing and Late Work Policy

Missed labs cannot be rescheduled. Students with excused absences will not lose points for missed assignments. Students with unexcused absences will lose points for the time they are not in class.

Missing assignments will be recorded as a 0 with a missing indicator. I update grades weekly. Missing work will be accepted with a 10% penalty. Missing assignments will not be accepted after 1 week of them being assigned; unless prior arrangements have been made.

No late work will be accepted after a unit test or if the quarter has ended.

It is the student's responsibility to meet with the instructor to schedule a make-up test or quiz.

Grading Scale

Points Earned

Total Points Possible

90-100% A

80-89% B

70-79% C

60-69% D

>59% F

End of Course Exam

The End of Course Exam (EOC) is a cumulative assessment given by the state of New Mexico to determine a student's competency of the material covered in class. As part of the high school graduation requirement students are required to pass at least 1 science EOC during their high school career. The EOC will be given as a substitute for the Final Exam in this class.

High School Commitment

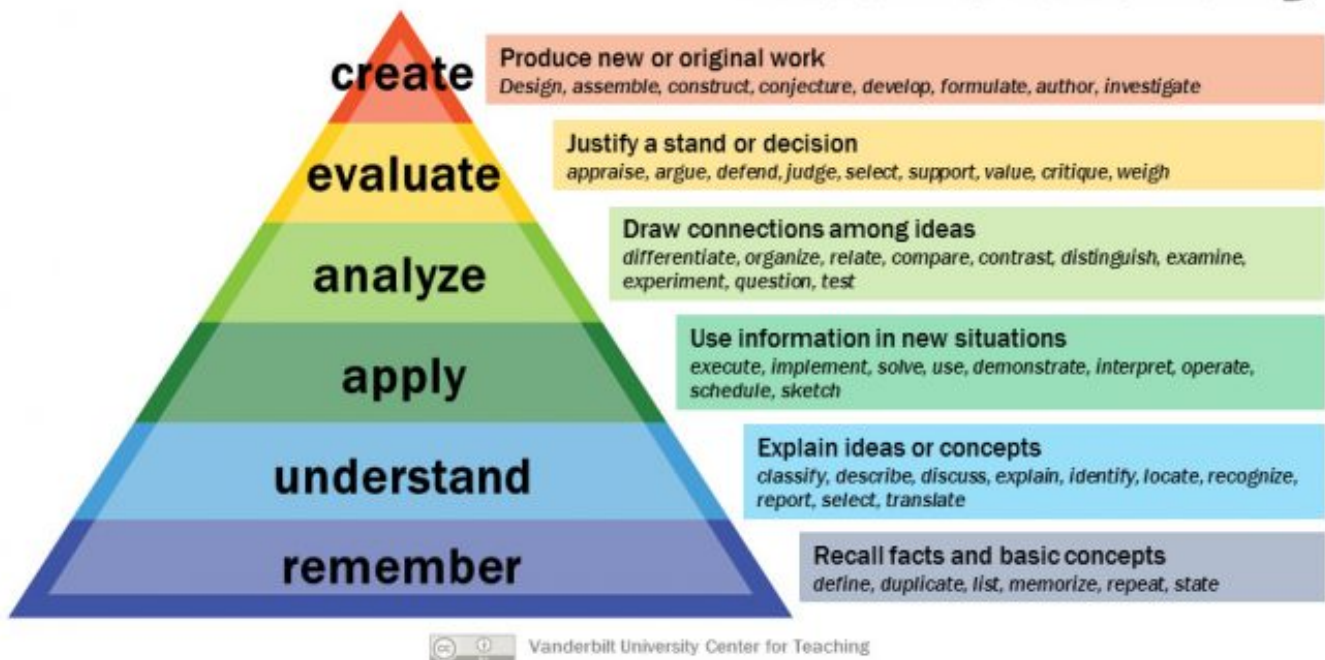
High school classes are typically designed to challenge students with a curriculum that will prepare you either for college or adult life. How well you do in high school can influence the opportunities that are made available to you. As a young adult, you will be expected to take on more responsibilities and to be more self-sufficient. This class is no different, in order to succeed you must try and above all advocate for yourself. I tend to be more helpful to those who put in an honest effort. Show; don't tell me you want to succeed. It

is my hope that you will leave high school as a well rounded adult who will be prepared to face the world head on.

Bloom's Taxonomy

In one sentence, Bloom's taxonomy is a hierarchical ordering of cognitive skills that can help teachers teach and students to learn. In this class we will explore each level of Bloom's taxonomy to help develop your scientific skills and literacy.

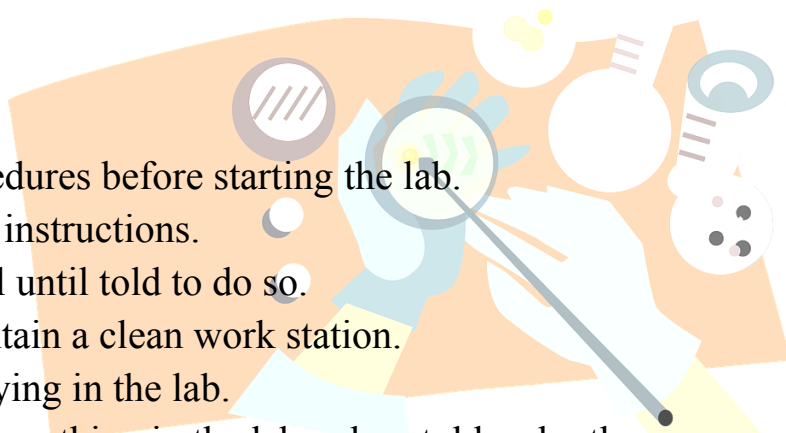
Bloom's Taxonomy



Lab Safety Contract

General Lab Procedures:

1. Read the directions and procedures before starting the lab.
2. Follow all written and verbal instructions.
3. Do not touch any lab material until told to do so.
4. Dress appropriately and maintain a clean work station.
5. No Running; Pushing, or Playing in the lab.
6. Do NOT eat or drink or taste anything in the lab unless told so by the teacher.
7. Be aware of your surroundings. Many lab accidents happen because someone is not paying attention.
8. Be knowledgeable of what to do if an accident occurs.
9. Clean your lab station for the next group.



Before the Lab

Tie long hair back or away from face
No loose hanging clothing or jewelry
Wear closed-toe shoes
Wear safety goggles and other protective gear
Only necessary materials at lab station

In case of Emergency

Remove self from spaces
Alert teacher immediately
Assist teacher when asked

Consequences

First offence will result in a warning to stop infraction.

Second offence will result in removal from the lab and loss of points. Multiple offences will result in parent contact and potential removal from subsequent labs. An alternative assignment will be provided.

Technology Contract

- I understand that phones should be put in the designated location while in class.
- I will use all forms of technology only when accessing course materials and agree to abide by school policies when making any posts.
- I will refrain from using websites such as wikipedia and info.com when completing research.
- I will provide proper citations for any accessed information.
- I understand that if I use my technology in non-learning mode, while in class, the consequences are as follows:
 1. On the first offence, the student will be given a warning.
 2. On the second offence, the phone will be confiscated for the duration of class.
 3. On the third offence, the phone will be confiscated and will result in parent/guardian contact.
 4. Any further offenses will be handled with the help of administrative help.

- I understand that if I choose to post materials or comments that do not follow school policy, I am subject to the consequences laid out in the student handbook.

Syllabus, Lab Safety & Technology Contract

Please read the following statements with your student. Initial in the correct location after reading each statement.

Parent Student

_____ _____ I have read and fully understand the class syllabus.

_____ _____ I have read and fully understand the lab safety policy.

_____ _____ I have accessed Google classroom.

_____ _____ I have read and understand the technology contract.

_____ _____ I understand that anything I post on any class/school
online platforms must follow the schools rule of conduct.

Student Name Printed: _____

Student Signature: _____ Date: _____

Parent Signature: _____ Date: _____